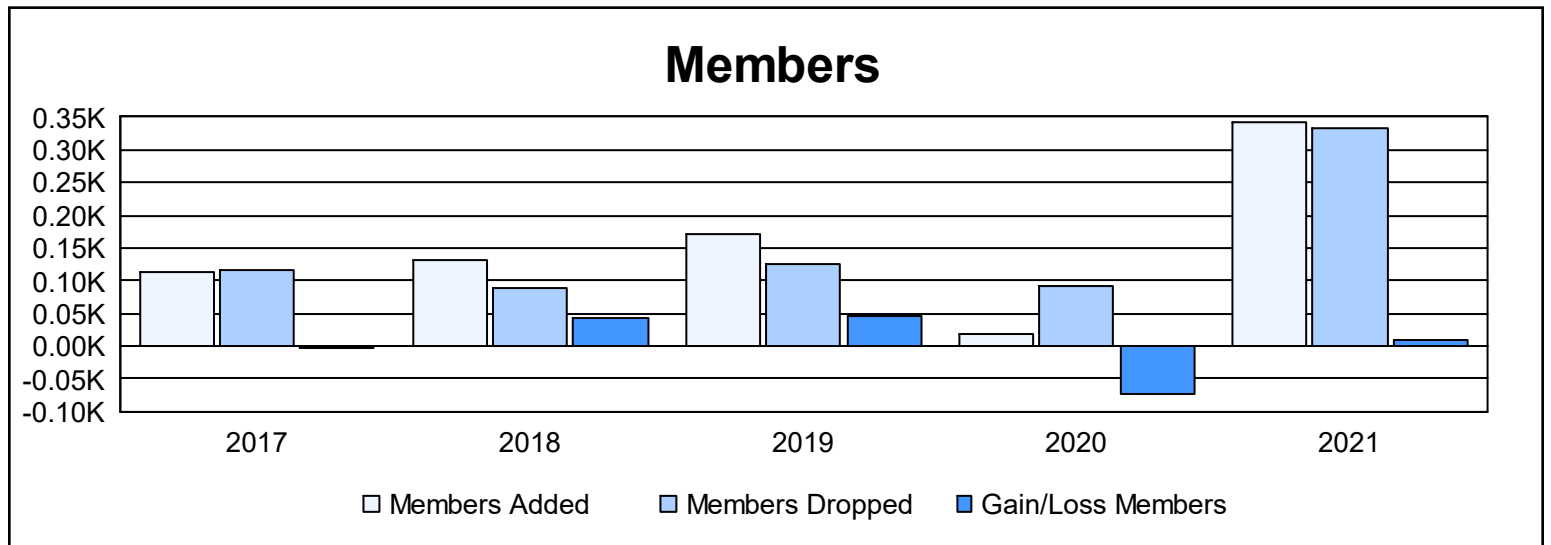
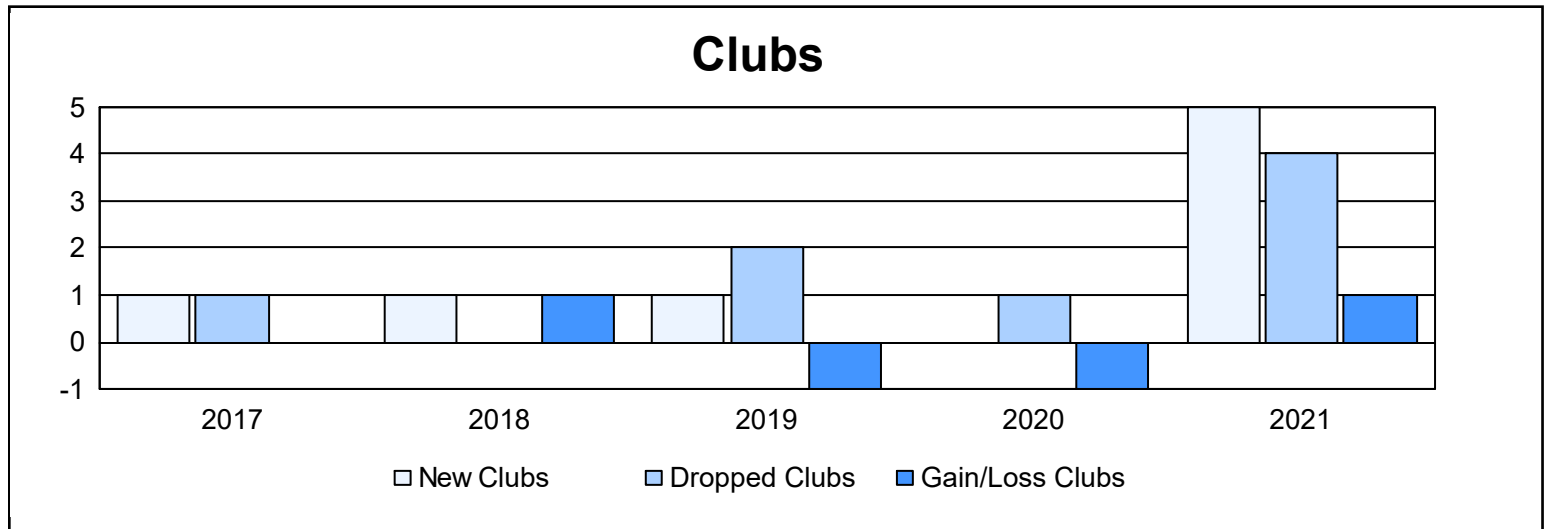
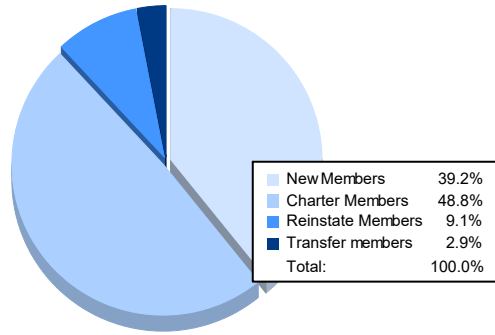


| Year | New Clubs | Dropped Clubs | Gain/ Loss Clubs | New Members | Charter Members | Reinstate Members | Transfer Members | Total Member Added | Total Members Dropped | Gain/ Loss Members |
|----------------|-----------|---------------|------------------|-------------|-----------------|-------------------|------------------|--------------------|-----------------------|--------------------|
| 2016-2017 | 1 | 1 | 0 | 71 | 23 | 16 | 2 | 112 | 115 | -3 |
| 2017-2018 | 1 | 0 | 1 | 92 | 32 | 3 | 5 | 132 | 90 | 42 |
| 2018-2019 | 1 | 2 | -1 | 67 | 98 | 2 | 4 | 171 | 126 | 45 |
| 2019-2020 | 0 | 1 | -1 | 9 | 0 | 4 | 5 | 18 | 92 | -74 |
| 2020-2021 | 5 | 4 | 1 | 134 | 167 | 31 | 10 | 342 | 333 | 9 |
| Average | 2 | 2 | 0 | 75 | 64 | 11 | 5 | 155 | 151 | 4 |



Membership Composition June 2021 Cumulative



Gender Composition June 2021 Cumulative

